

Login to NBQP website and select "Registration for QCI Membership" under QCI registration Scheme from home page:




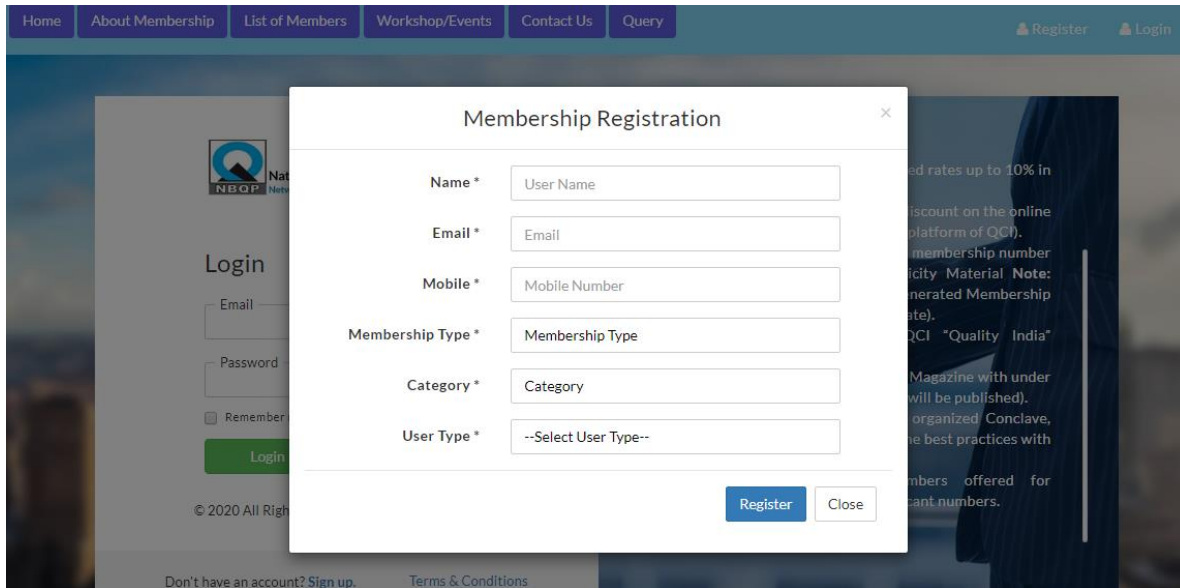
Registered Auditors / Consultants are permitted to use only their valid QCI Membership/Registration number



The National Board for Quality Promotion, a constituent board of Quality Council of India works on the Vision of promoting quality of life for the Citizens of India. The board is supported through nominal Plan Funds from the DIPP (Department of industrial Planning & Projects), Ministry of Commerce & Industry to carry out the National Quality Campaign. It has two important Missions and the first one is to promote application of quality management standards and statistical quality tools with an objective of enabling industry, to improve their competitiveness, with specific focus on SME sectors. The second Mission is focussed on empowering the consumers to demand quality and consequently creating a back-pressure on suppliers to ensure quality of their products and services. This is facilitated through regular awareness programs, workshops/seminars pan-India and instituting the QCI-D L Shah National Quality Award to motivate the industry to upgrade/enhance their processes through the application of appropriate Quality Tools & Techniques.

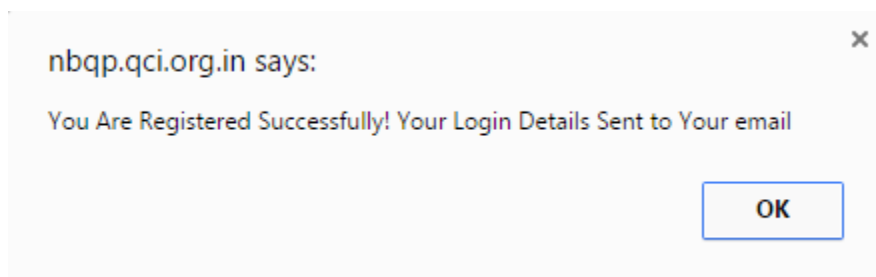
Step 1: Click on " Membership".





**Step2: On submitting the Membership registration information, Login details are sent to email ID and on a Registered mobile number with the following information:**

**<Dear <your name>, you are registered successfully. Please note your Login Details below Email-ID:-, Password:- Thanks and Regards NBQP >**



**Step 3:**

**Step4: Login into your registered email ID for your login details and login in to the portal with the same ID and password:**

The screenshot displays the website for the National Board for Quality Promotion (NBQP). The top navigation bar includes links for Home, About Scheme, Code of Ethics, Download Forms, List of Member, Workshop/Events, Contact Us, Register, and Login. The main content area is split into two columns. The left column features the NBQP logo and a 'Login' section with input fields for Email and Password, a 'Remember me' checkbox, a green 'Login' button, and a 'Forgot password?' link. Below the login form is the copyright notice '© 2017 All Rights Reserved' and links for 'Don't have an account? Sign up.' and 'Terms & Conditions'. The right column is titled 'Membership Benefits' and lists seven points:

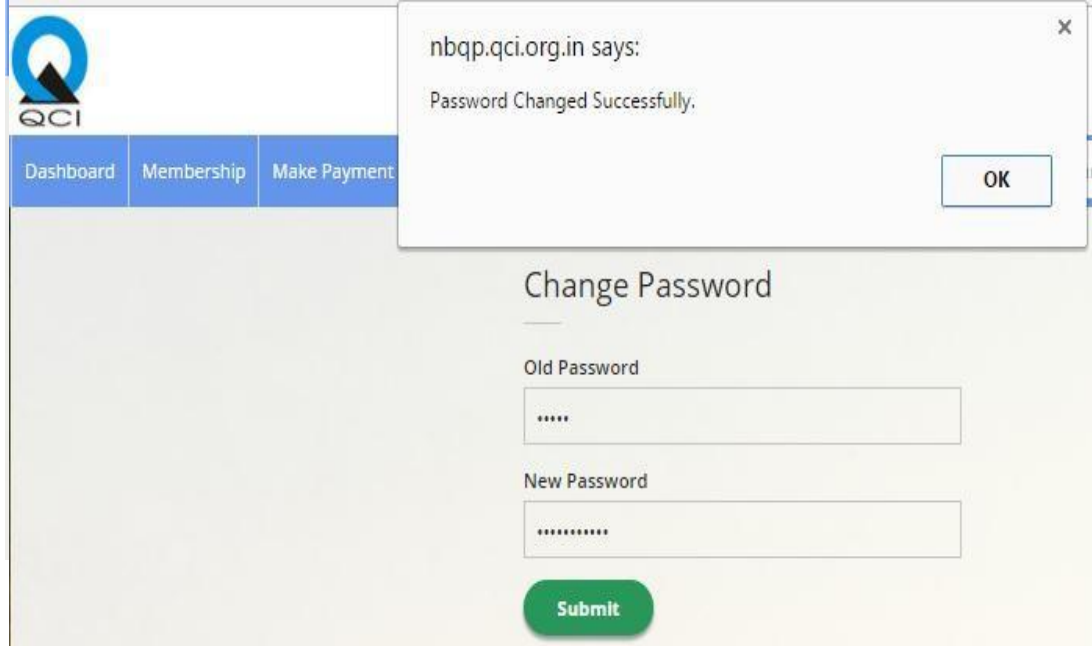
1. Members will be entitled to receive a copy of the quarterly "QUALITY INDIA" magazine. (For International member & student member, only e-copy's will be mailed.)
2. Members will be given special discount for Participating in the National Quality Conclave, Seminars / Programmes and periodic events organised by QCI. Please visit [http://www.qci.org.in](#) for programs.
3. Members will be given a Membership Card and Membership Certificate (In case of Corporate).
4. Members can quote their valid QCI Membership number in their Publicity Material (Use of QCI logo is not permitted).
5. Members will have Networking Opportunities with Quality professionals across all sectors.
6. Members can contribute Articles in Quality India Magazine. Only selected articles will be published.
7. Members can also place Ad's at discounted rates in the QI Magazines.

#### Step 4:

Once login, it redirects to the user dashboard where they can simply fill up the Membership form or also make the changes in the password if required.

#### Step 5:

If a user wants to change the password of their profile they can simply click on Change password from their dashboard.



- Enter your old password and set a new password and submit the request.

#### Step 6:

If a user wants to change the password of their profile they can simply click on Change password from their dashboard.

- Enter your old password and set a new password and submit the request.

The screenshot shows the 'Individual Membership Form' on the QCI website. The navigation bar includes 'Dashboard', 'Membership', 'Make Payment', 'Testimonial', 'Change Password', and 'Logout'. The user is logged in as 'Sahil Gulati'. The form fields are as follows:

- Name of Applicant\*: sajkl
- Designation\*: bcdskja
- Photo\*: Choose File (No file chosen)
- Region\*: West Region
- State\*: Assam
- City\*: Dhubri
- Organisation Name & Address (if Applicable): fdnjfdghjk
- Address for Correspondence\*: szdxvghbvfghbnj
- Upload Your Student ID \*: Choose File (No file chosen)

A green 'Submit' button is located at the bottom of the form.

**Step 7:**

Now you can fill up the Membership form with the needed information and submit the request.

**Step 8:**

Kindly make the online payment and submit the request.

The screenshot shows the 'Make Payment' page on the QCI website. The navigation bar includes 'Dashboard', 'Membership', 'Make Payment', 'Testimonial', 'Change Password', and 'Logout'. The user is logged in as 'Sahil Gulati'. The page features a large green button that says 'Click Here to Make Online Payment'. Below the button, there is a yellow note box that reads: 'Note: Payment once made is non-refundable.'

**Step 9 :** NBQP verifies the submitted application for the completion of the process following which the membership id Card is issued to the applicant within a span of 2-4 days.